
































FIG.54

SERVICE STATIONS IN EUROPE IN 2023

Source: National Fuel Industry Associations, Fuelo.net, 2gis, GlobalData and Maps.

COUNTRIES	Number of service stations	COUNTRIES	Number of service stations
 AUSTRIA	2 751	 ITALY	21 750
 BELGIUM	3 091	 LATVIA	600
 BULGARIA	3 467	 LITHUANIA	765*
 CROATIA	925	 LUXEMBOURG	238*
 CYPRUS	316	 MALTA	78
 CZECHIA	3 961	 NETHERLANDS	4 131
 DENMARK	2 067	 POLAND	7 915
 ESTONIA	529	 PORTUGAL	3 274
 FINLAND	1 943	 ROMANIA	2 292**
 FRANCE	10 920	 SLOVAKIA	965
 GERMANY	14 084	 SLOVENIA	506
 GREECE	5 889	 SPAIN	12 346
 HUNGARY	2 035	 SWEDEN	2 641
 IRELAND	1 850		
TOTAL EU-27 = 111 329			
 UNITED KINGDOM	8 354		
 NORWAY	1 823*		
 SWITZERLAND	3 379		
 TURKEY	12 608		
UK + NO + CH + TR	26 175		
TOTAL = 137 504			

There were over 137 000 petrol stations in the EU, Norway, United Kingdom, Switzerland and Turkey operating in 2023.

* Numbers for 2022

** Numbers for 2021