

























FIG.35

EU-27, UK, NORWEGIAN AND SWISS MAINSTREAM REFINERIES HAD 677.3 MILLION TONNES OF PRIMARY REFINING CAPACITY IN 2023

Source: Concawe

COUNTRY	Mainstream > 1.5 Mt/a Mt/a
 Austria	10.2
 Belgium	33.7
 Bulgaria	6.1
 Croatia	4.7
 Czechia	8.3
 Denmark	9.1
 Finland	10.8
 France	60.4
 Germany	104.4
 Greece	26.2
 Hungary	8.1
 Ireland	3.8
 Italy	87.1
 Lithuania	10.2
 Netherlands	63.9
 Poland	30.7
 Portugal	11.9
 Romania	12.5
 Slovakia	5.6
 Spain	74.3
 Sweden	20.8
EU-27 TOTAL	602.8
 Norway	10.9
 Switzerland	3.4
 United Kingdom	60.2
NO + CH + UK	74.5
TOTAL	677.3

The 75 mainstream refineries operating in 2023 in the EU-27, UK, Norway, and Switzerland had a primary refining capacity of 677.3 million tonnes. This represents a decrease by 129 million tonnes of primary refining capacity since 2009. There were no mainstream refinery closure in 2023.

Note: Refining capacity is expressed in million tonnes per year. Numbers may not add up due to rounding.