
































FIG.16

# EU TOTAL OIL DEMAND AMOUNTED TO 537.3 MILLION TONNES IN 2023 IN THE EU-27

Source: Wood Mackenzie

Unit: Million tonnes per year

COUNTRY	MILLION TONNES	COUNTRY	MILLION TONNES
 AUSTRIA	11.6	 ITALY	59.1
 BELGIUM	30.4	 LATVIA	1.9
 BULGARIA	5.1	 LITHUANIA	3.2
 CROATIA	3.4	 LUXEMBOURG	2.7
 CYPRUS	2.6	 MALTA	2.7
 CZECHIA	9.8	 NETHERLANDS	45
 DENMARK	7.1	 POLAND	32.6
 ESTONIA	1.4	 PORTUGAL	11.8
 FINLAND	8.8	 ROMANIA	11.3
 FRANCE	73	 SLOVAKIA	4.5
 GERMANY	100.3	 SLOVENIA	2.7
 GREECE	14.5	 SPAIN	61.7
 HUNGARY	8.7	 SWEDEN	13.3
 IRELAND	8	<b>TOTAL EU-27 = 537.3</b>	
 UNITED KINGDOM	66.7	<b>TOTAL = 673.7</b>	
 NORWAY	9.5		
 SWITZERLAND	9.1		
 TÜRKIYE	51.1		

EU-27 total oil demand amounted to 537.3 Mt in 2023. Despite all restrictions being fully lifted since the COVID-19 pandemic, oil demand in the EU-27 decreased by 5% since 2019. This was largely represented by Germany and France which have seen a decline in the demand by 13.2 and 7.5 Mt respectively.

However, the largest proportional decreases were seen in Finland and Austria at -13.1% and -11.1% between 2019 and 2023 respectively. Some EU-27 countries, however, have seen substantial increases in demand; such as Romania which climbed by 13.5% (+1.3 Mt) and Bulgaria which increased by 18.8% (+0.8 Mt) between 2019 and 2023.

**Note:** Due to rounding, figures may not add up.