
































FIG.14

# EU TOTAL OIL DEMAND AMOUNTED TO 541.8 MILLION TONNES IN 2021 IN THE EU-27

Source: Wood Mackenzie

Unit: Million tonnes per year

COUNTRY	MILLION TONNES	COUNTRY	MILLION TONNES
 AUSTRIA	11.6	 ITALY	57.4
 BELGIUM	31.4	 LATVIA	1.9
 BULGARIA	4.7	 LITHUANIA	5.1
 CROATIA	3.2	 LUXEMBOURG	2.8
 CYPRUS	2.7	 MALTA	2.8
 CZECHIA	9.6	 NETHERLANDS	44.8
 DENMARK	7.2	 POLAND	34.2
 ESTONIA	1.5	 PORTUGAL	12.1
 FINLAND	8.9	 ROMANIA	10.7
 FRANCE	73.3	 SLOVAKIA	4.1
 GERMANY	105.5	 SLOVENIA	2.5
 GREECE	14.3	 SPAIN	62.5
 HUNGARY	8.7	 SWEDEN	13.6
 IRELAND	7.4	<b>TOTAL EU-27 = 541.8</b>	
 UNITED KINGDOM	64.2	<b>TOTAL = 672.8</b>	
 NORWAY	8.8		
 SWITZERLAND	8.9		
 TÜRKIYE	49.1		

EU-27 total oil demand amounted to 541.8 Mt in 2022 increasing by 2.7% compared to 2021. Oil demand dropped significantly during the Covid-19 pandemic. In 2022, most of Covid-19 restrictions were lifted leading to a recovery in oil demand. Portugal (+14.5%), Ireland (+8.6%) and Spain (+7.9%) were the countries with the strongest increase in demand.

Among EU Member States that recorded the biggest fall in the oil demand were Estonia (-3.2%), Romania (-3.0%) and Belgium (-2.3%).

**Note:** Due to rounding, figures may not add up.